

## PRESS RELEASE

### MAXIMUM WHOLESALE AND RETAIL PETROLEUM PUMP PRICES IN KENYA FOR THE PERIOD 15<sup>TH</sup> APRIL 2020 TO 14<sup>TH</sup> MAY 2020

In accordance with Section 101(y) of the Petroleum Act 2019, Legal Notice No. 196 of 2010 and Legal Notice No. 26 of 2012, the Energy & Petroleum Regulatory Authority (EPRA) has calculated the maximum wholesale and retail prices of petroleum products which will be in force from 15<sup>th</sup> April 2020 to 14<sup>th</sup> May 2020.

Taking into account the weighted average cost of imported refined petroleum products, the changes in the maximum allowed petroleum pump prices in Nairobi are as follows: **Super Petrol**, **Diesel** and **Kerosene** decrease by **KShs 18.00** per litre, **KShs 4.09** per litre and **KShs 18.18** per litre respectively.

The changes in this month's prices are as a consequence of the average landed cost of imported **Super Petrol** decreasing by 34.61% from **US\$ 472.59** per cubic metre in February 2020 to **US\$ 309.03** per cubic metre in March 2020; **Diesel** decreasing by 9.89% from **US\$ 480.21** per cubic metre to **US\$ 432.70** per cubic metre; and **Kerosene** decreasing by 37.70% from **US\$ 421.24** per cubic metre to **US\$ 262.44** per cubic metre.

It is worth noting that the Diesel cargoes used in the computation of this month's prices were procured in February 2020 when the crude oil price was relatively high. Accordingly, the effect of the recent crash in crude oil prices will be reflected in the retail price of diesel in subsequent reviews.

The changes in the landed costs are summarized in the table below:

PRODUCT	FEBRUARY 2020	MARCH 2020	CHANGE
Super Petrol (US\$/Cubic Metre)	472.59	309.03	-34.61%
Diesel (US\$/Cubic Metre)	480.21	432.70	-9.89%
Kerosene (US\$/Cubic Metre)	421.24	262.44	-37.70%




ISO 9001:2015 Certified

The Free On board (FOB) price of Murban crude oil lifted in March 2020 was posted at US\$ 35.58 per barrel, a decrease of 36.58% from US\$ 56.10 per barrel in February 2020.

Over the same period, the mean monthly US Dollar to Kenya Shilling exchange rate depreciated by 2.75% from KShs. 101.27 per US\$ in February 2020 to KShs. 104.05 per US\$ in March 2020.

A summary of the resultant retail prices for major towns in Kenya is provided as **Annex I** while the wholesale prices at the main supply depots in Kenya are provided as **Annex II**. In addition, a detailed breakdown and a progression of the cost items for retail prices in Nairobi are provided as **Annex III** and **IV** for information.

The table below shows the trend of monthly crude oil prices and exchange rates for the last 12 months:

Month	Apr-19	May-19	Jun-19	Jul-19	Aug-19	Sept-19	Oct-19	Nov-19	Dec-19	Jan-20	Feb-20	Mar-20
Crude Oil Prices (US\$/barrel)	73.05	72.35	64.80	66.15	62.30	62.44	63.60	66.60	69.25	67.80	56.10	35.58
Mean Exchange Rates (KShs/US\$)	101.12	101.20	101.89	103.31	103.44	103.79	103.55	102.20	101.32	100.97	101.27	104.05

The purpose of the fuel pricing Regulations is to cap the wholesale and retail prices of petroleum products, which are already in the country, so that the importation and other prudently incurred costs are recovered, while ensuring reasonable prices to consumers.


The Authority wishes to assure the public of its continued commitment to the observance of fair competition and protection of the interests of both consumers and investors in the energy sector.

Regards,



**Robert Pavel Oimeke, EBS**  
**DIRECTOR GENERAL**

14<sup>th</sup> April 2020



ISO 9001:2015 Certified



# ANNEX I

15 <sup>th</sup> April 2020 – 14 <sup>th</sup> May 2020				
	TOWNS	MAXIMUM PUMP PRICES		
		Super Petrol (PMS)	Automotive Diesel (AGO)	Kerosene (IK)
		KShs/L	KShs/L	KShs/L
1	Mombasa	90.40	95.09	74.82
2	Kilifi	91.11	95.81	75.53
3	Likoni Mainland	90.76	95.45	75.17
4	Kwale	90.76	95.45	75.17
5	Malindi	91.33	96.01	75.74
6	Lungalunga	91.47	96.16	75.89
7	Voi	91.88	96.56	76.29
8	Taveta	93.30	97.98	77.70
9	Lamu	93.71	98.39	78.11
10	Hola	93.99	98.68	78.40
11	Nairobi	92.87	97.56	77.28
12	Thika	92.87	97.57	77.28
13	Machakos	93.11	97.79	77.52
14	Kajiado	93.29	97.98	77.70
15	Makuyu	93.16	97.85	77.57
16	Muranga	93.39	98.08	77.80
17	Sagana	93.61	98.30	78.02
18	Embu	93.98	98.66	78.38
19	Kerugoya	93.90	98.58	78.31
20	Narok	94.26	98.95	78.66
21	Nyeri	94.25	98.93	78.65
22	Namanga	94.42	99.10	78.82
23	Kiganjo	94.20	98.90	78.62
24	Chuka	94.51	99.19	78.91
25	Kitui	94.40	99.09	78.81
26	Mwingi	94.79	99.48	79.20
27	Nanyuki	94.80	99.49	79.21
28	Nkubu	95.77	100.46	80.18
29	Mtito Andei	95.30	100.00	79.71
30	Meru	95.96	100.66	80.38
31	Isiolo	95.82	100.52	80.23
32	Maua	95.87	100.55	80.27
33	Garissa	97.04	101.73	81.45
34	Marsabit	100.73	105.41	85.13
35	Liboi	99.81	104.49	84.21



ISO 9001:2015 Certified

## ANNEX I

15 <sup>th</sup> April 2020 – 14 <sup>th</sup> May 2020				
	TOWNS	MAXIMUM PUMP PRICES		
		Super Petrol (PMS)	Automotive Diesel (AGO)	Kerosene (IK)
		KShs/L	KShs/L	KShs/L
36	Moyale	102.30	107.00	86.71
37	Sololo	101.36	106.05	85.77
38	Habaswein	99.73	104.42	84.14
39	Dadaab	98.43	103.11	82.83
40	Tarbaj	101.98	106.67	86.38
41	Elwak	103.59	108.27	87.99
42	Wajir	102.13	106.82	86.55
43	Modogashe	99.87	104.56	84.28
44	Mandera	105.91	110.60	90.32
45	<b>Nakuru</b>	<b>92.71</b>	<b>97.53</b>	<b>77.32</b>
46	Gilgil	92.68	97.50	77.27
47	Mogotio	92.67	97.49	77.26
48	Molo	92.75	97.58	77.35
49	Olenguruone	93.45	98.28	78.05
50	Londiani	92.97	97.79	77.57
51	Nyahururu	92.96	97.78	77.56
52	Archers Post	95.95	100.77	80.54
53	Lodosoit	97.05	101.87	81.65
54	Naivasha	93.03	97.87	77.64
55	Marigat	93.44	98.27	78.04
56	Kabarnet	93.93	98.75	78.54
57	Maralal	95.02	99.84	79.62
58	<b>Eldoret</b>	<b>93.68</b>	<b>98.50</b>	<b>78.29</b>
59	Kiplombe	93.68	98.50	78.29
60	Iten	93.68	98.50	78.29
61	Naiberi	93.68	98.50	78.29
62	Kesses	93.68	98.50	78.29
63	Kapsabet	93.69	98.53	78.30
64	Webuye	94.11	98.94	78.71
65	Kitale	94.05	98.87	78.64
66	Kapenguria	94.68	99.51	79.28
67	Bungoma	94.45	99.27	79.04
68	Moiben	93.69	98.53	78.30
69	Matunda	93.67	98.49	78.28
70	Burnt Forest	93.63	98.46	78.23



ISO 9001:2015 Certified



# ANNEX I

15 <sup>th</sup> April 2020 – 14 <sup>th</sup> May 2020				
	TOWNS	MAXIMUM PUMP PRICES		
		Super Petrol (PMS)	Automotive Diesel (AGO)	Kerosene (IK)
		KShs/L	KShs/L	KShs/L
71	Tambach	93.72	98.55	78.32
72	Kapsowar	94.19	99.01	78.78
73	Chebara	94.07	98.89	78.68
74	Kimwarer	93.99	98.82	78.60
75	Timboroa	93.92	98.74	78.51
76	Nandi Hills	93.88	98.70	78.48
77	Kaiboi	93.74	98.56	78.34
78	Kimini	94.23	99.05	78.83
79	Endebes	94.58	99.40	79.17
80	Saboti	94.25	99.08	78.85
81	Chepareria	94.89	99.71	79.49
82	Lomut	96.50	101.32	81.11
83	Burgich	95.30	100.12	79.90
84	Sigor	95.43	100.25	80.03
85	Lowdar	97.86	102.68	82.47
86	Kakuma	99.45	104.27	84.05
87	Lokichar	96.87	101.69	81.46
88	Kalokol	98.63	103.45	83.22
89	Lokori	97.22	102.05	81.83
90	Lokitaung	101.51	106.33	86.11
91	Kapedo	96.50	101.32	81.11
92	Malaba	94.85	99.67	79.45
93	Lokichogio	100.65	105.47	85.24
94	Ziwa	93.88	98.70	78.48
95	Soy	93.68	98.50	78.29
96	Moi's Bridge	93.75	98.57	78.35
97	Turbo	93.63	98.46	78.23
98	Kibish	101.74	106.56	86.34
99	Nakalale	100.56	105.38	85.17
100	Loima	96.99	101.81	81.58
101	Lokirama	98.55	103.37	83.15
102	Kainuk	95.75	100.58	80.35
103	Kacheliba	95.09	99.91	79.68
104	Kiwawa	95.69	100.51	80.29



ISO 9001:2015 Certified


## ANNEX I

15 <sup>th</sup> April 2020 – 14 <sup>th</sup> May 2020				
	TOWNS	MAXIMUM PUMP PRICES		
		Super Petrol (PMS)	Automotive Diesel (AGO)	Kerosene (IK)
		KShs/L	KShs/L	KShs/L
105	Ortum	95.28	100.10	79.87
106	Kachibora	94.07	98.89	78.68
107	Kwanza	94.78	99.61	79.39
108	Kaplamai	94.10	98.93	78.70
109	Eldama Ravine	94.51	99.34	79.11
110	Tenges	94.65	99.48	79.26
111	Barwessa	94.77	99.60	79.37
112	Kipsaraman	95.68	100.50	80.27
113	Loruk	95.55	100.37	80.14
114	Kabartonjo	94.51	99.34	79.11
115	Tindiret	94.58	99.40	79.17
116	O'lessos	93.75	98.57	78.35
117	Kobujoi	94.15	98.97	78.75
118	Serem	94.23	99.05	78.83
119	Kabiyet	93.68	98.50	78.29
120	Cheptulu	94.11	98.94	78.71
121	Songor	94.65	99.48	79.26
122	Kapcherop	94.30	99.12	78.89
123	Sambalat	94.98	99.80	79.58
124	Arror	94.63	99.45	79.23
125	Tot	94.84	99.66	79.43
126	Kaptarakwa	93.88	98.70	78.48
127	<b>Kisumu</b>	<b>93.67</b>	<b>98.49</b>	<b>78.27</b>
128	Sondu	93.78	98.60	78.38
129	Oyugis	94.26	99.09	78.86
130	Kakamega	93.72	98.55	78.33
131	Mumias	94.01	98.83	78.60
132	Bondo	93.89	98.71	78.49
133	Siaya	94.01	98.83	78.61
134	Kericho	94.19	99.01	78.78
135	Nyamira	94.24	99.08	78.85
136	Kisii	94.56	99.38	79.16
137	Sotik	94.38	99.21	78.99
138	Keroka	94.57	99.39	79.17



## ANNEX I

15 <sup>th</sup> April 2020– 14 <sup>th</sup> May 2020				
	TOWNS	MAXIMUM PUMP PRICES		
		Super Petrol (PMS)	Automotive Diesel (AGO)	Kerosene (IK)
		KShs/L	KShs/L	KShs/L
139	Busia	94.55	99.37	79.15
140	Homabay	94.49	99.31	79.10
141	Migori	95.34	100.17	79.95
142	Isebania	95.64	100.46	80.23
143	Bomet	94.79	99.62	79.39
144	Muhoroni	93.91	98.73	78.50
145	Mbita	94.48	99.30	79.09
146	Mbale	93.68	98.50	78.28
147	Etago	95.13	99.95	79.72
148	Magenche	95.23	100.06	79.83
149	Kilgoris	95.06	99.89	79.66



ISO 9001:2015 Certified



## ANNEX II

15 <sup>th</sup> April 2020 – 14 <sup>th</sup> May 2020				
	TOWNS	MAXIMUM PETROLEUM WHOLESALE PRICES		
		Super Petrol (PMS)	Automotive Diesel (AGO)	Kerosene (IK)
		KShs/L	KShs/L	KShs/L
1	Mombasa	81.56	86.25	65.97
2	Nairobi	84.03	88.71	68.43
3	Nakuru	83.86	88.69	68.47
4	Eldoret	84.84	89.66	69.44
5	Kisumu	84.83	89.65	69.42



## ANNEX III

Breakdown of the costs of Super Petrol (PMS), Diesel (AGO) and Kerosene (DPK) in Nairobi: 15th April 2020 - 14th May 2020				
Cost Item	Cost Description	Super Petrol KShs/Litre	Diesel KShs/Litre	Kerosene KShs/Litre
<b>Landed Cost (a)</b>	Weighted Average cost for all imports	<b>32.22</b>	<b>45.41</b>	<b>27.56</b>
Pipeline Transport (Msa-Nrb)	Pipeline (100% PMS, AGO & IK)	2.28	2.28	2.28
Road Transport (Msa-Nrb) - Bridging	Road (0% PMS, AGO & IK)	0.00	0.00	0.00
Pipeline Losses	Pipeline (0.25%)	0.00	0.00	0.00
Depot Losses	0.5% PMS; 0.3% For DPK & AGO	0.37	0.23	0.18
Delivery within 40kms of Nrb	Delivery to petrol stations	0.54	0.54	0.54
<b>Storage and distribution (b)</b>		<b>3.19</b>	<b>3.05</b>	<b>3.00</b>
Importers Margin	Wholesale	4.20	4.17	4.17
Dealers Margin	Retail Investment Margin	4.05	4.05	4.05
	Retail Operating Margin	4.14	4.14	4.14
<b>Oil marketing companies margins (c)</b>		<b>12.39</b>	<b>12.36</b>	<b>12.36</b>
Excise Duty	Tax	20.92	10.84	10.84
Road Maintenance Levy	Levy	18.00	18.00	0.00
Petroleum Development Levy	Levy	0.40	0.40	0.40
Petroleum Regulatory Levy	Levy	0.25	0.25	0.25
Railway Development Levy	Levy	0.62	0.86	0.52
Anti-adulteration Levy	Levy	0.00	0.00	18.00
Merchant Shipping Levy	Levy	0.02	0.03	0.02
Import Declaration Fee	Levy	1.07	1.51	0.91
Value Added Tax (VAT)	Tax	3.79	4.85	3.42
<b>Taxes and levies (d)</b>		<b>45.07</b>	<b>36.74</b>	<b>34.36</b>
<b>Retail Prices in Nairobi (a) + (b) + (c) + (d)</b>		<b>92.87</b>	<b>97.56</b>	<b>77.28</b>
<b>Summary</b>		<b>Super Petrol KShs/Litre</b>	<b>Diesel KShs/Litre</b>	<b>Kerosene KShs/Litre</b>
Products Costs (a)		32.22	45.41	27.56
Distribution and storage Costs (b)		3.19	3.05	3.00
Margins (c)		12.39	12.36	12.36
Taxes & Levies (d)		45.07	36.74	34.36
<b>Retail Prices in Nairobi</b>		<b>92.87</b>	<b>97.56</b>	<b>77.28</b>

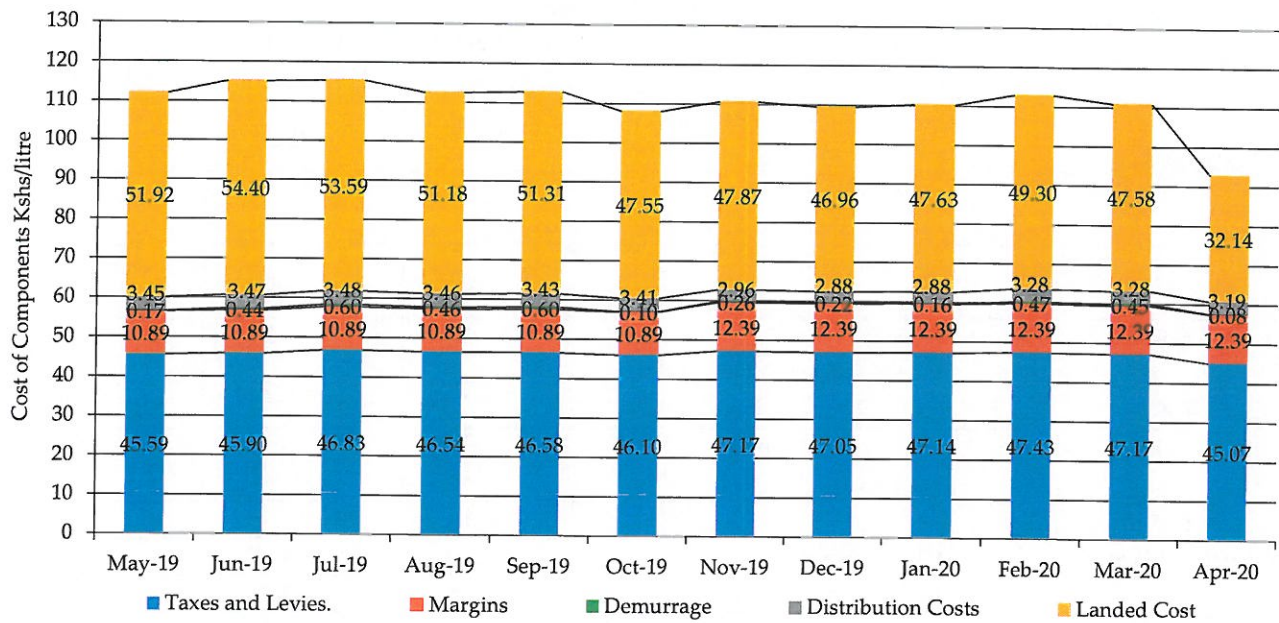


ISO 9001:2015 Certified

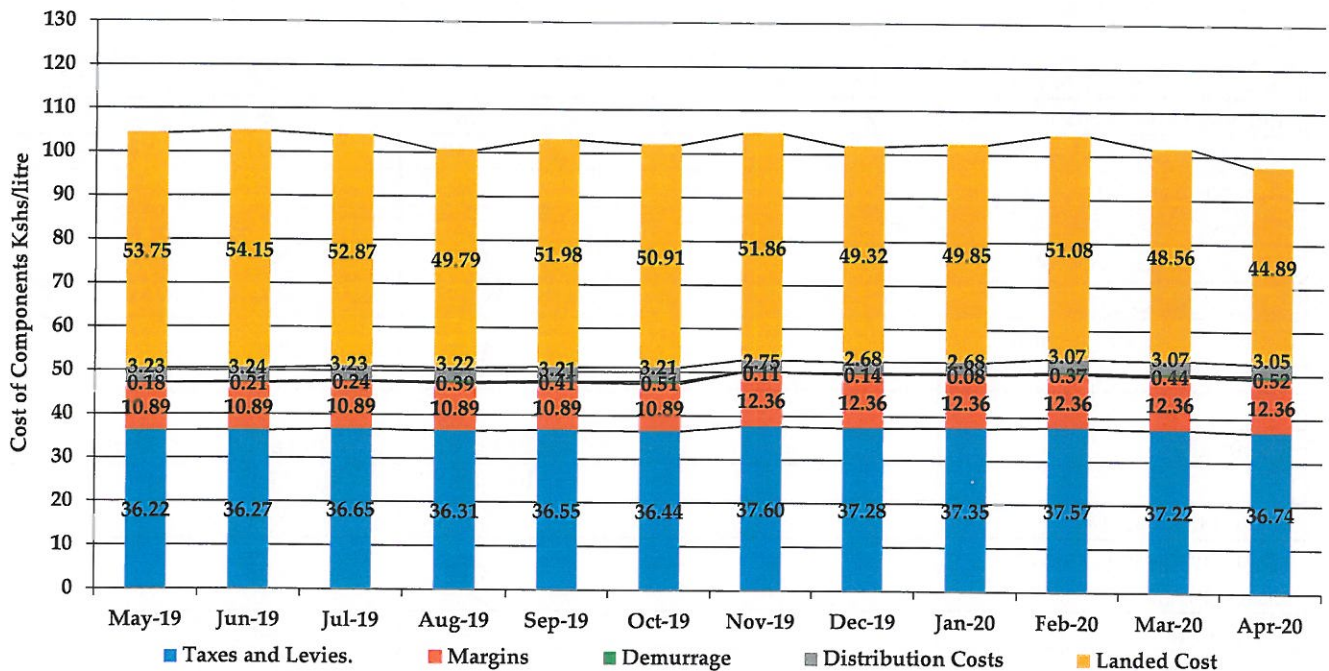


## ANNEX IV

### 1. Super Petrol



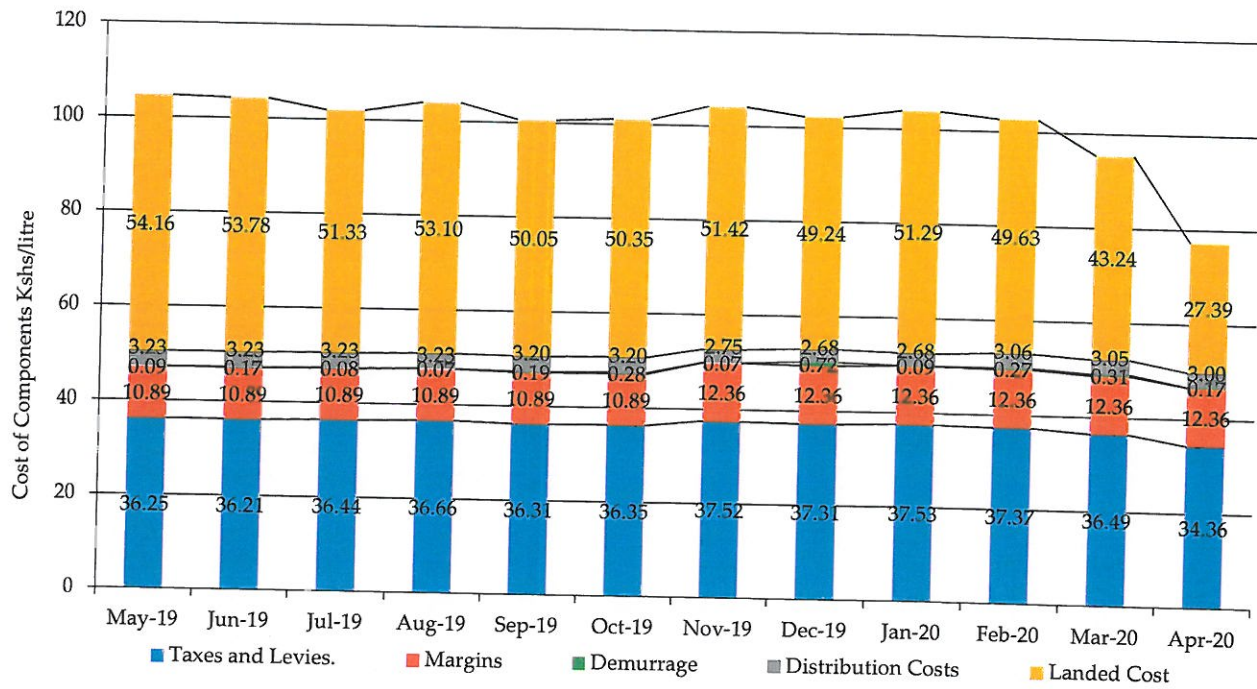
### 2. Diesel



*[Handwritten signature]*



### 3. Kerosene



*[Handwritten signature]*



